



Olivia Walker

Presents

# Non-Standard Measurement

## Ordering Animals

Cut out the animals and order them.

Tallest

## Measure the Lines

Cut out the logs strip and measure the lines, write down how many keys long each line is.



= \_ logs long



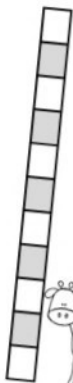
= \_ logs long

## Measure the Giraffes

Write down how many blocks tall each giraffe is.



\_ blocks tall



\_ blocks tall



\_ blocks tall

long

= \_ logs long



©2015

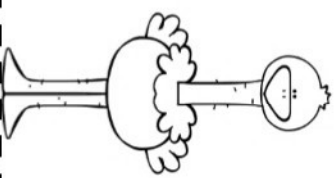
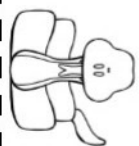

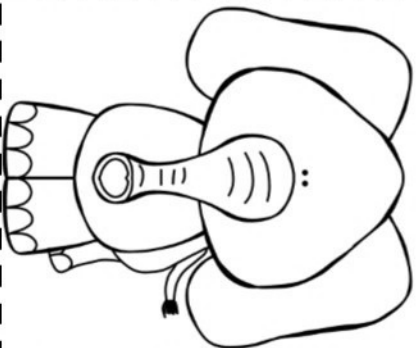


# Ordering Animals

Cut out the animals and order them from tallest to smallest.

Tallest

Smallest



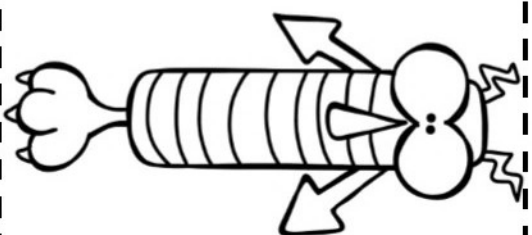




# Ordering Monsters

Cut out the monsters and order them from smallest to tallest.


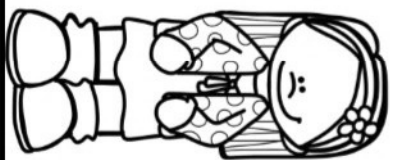



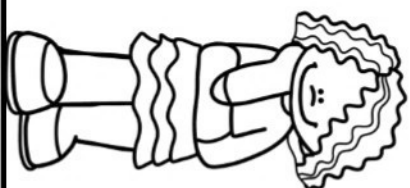
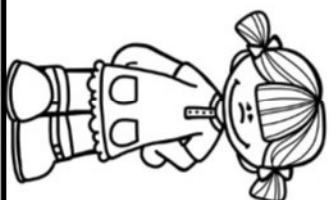
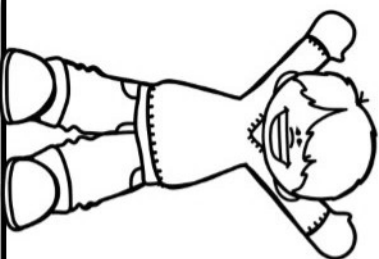

Smallest

Tallest



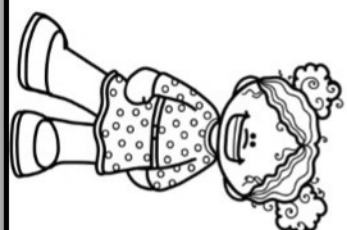
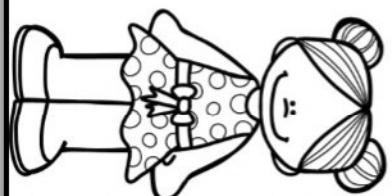

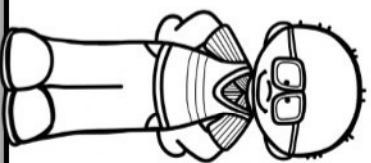
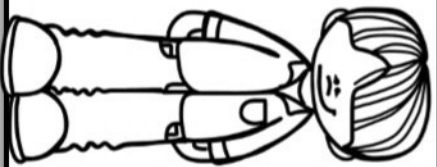
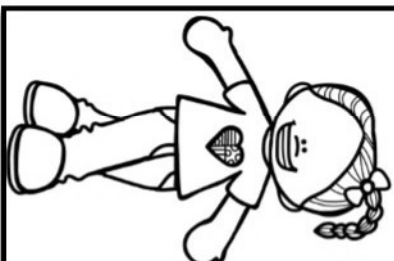

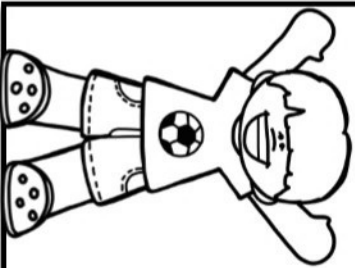
# Who's the Tallest

Look at the two kids in each box, color the tallest.




# Who's the Shortest

Look at the two kids in each box, color the shortest.




# Measure the Crocodiles

Write down how many blocks long each crocodile is.




\_\_ blocks long




\_\_ blocks long




\_\_ blocks long



\_\_ blocks long



\_\_ blocks long



\_\_ blocks long




# Measure the Pencils

Write down how many blocks long each pencil is.


\_\_ blocks long




\_\_ blocks long



\_\_ blocks long




\_\_ blocks long



\_\_ blocks long



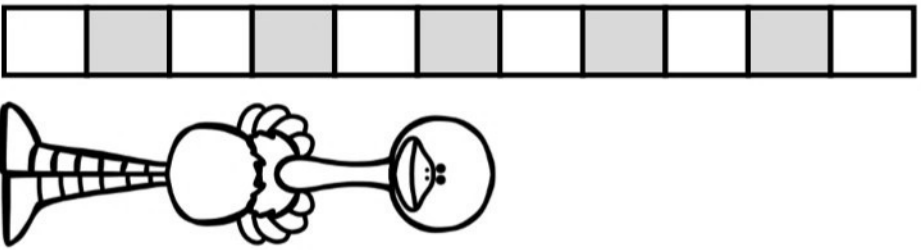
\_\_ blocks long



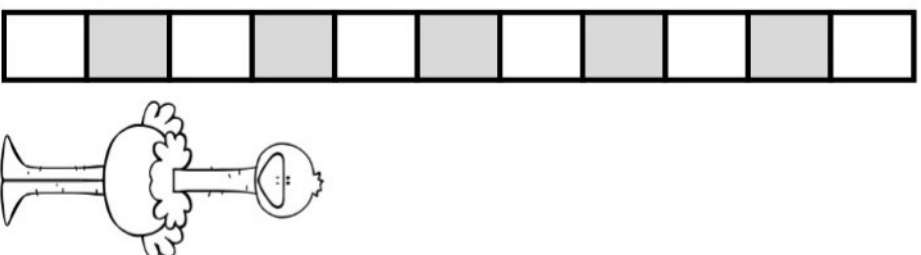


# Measure the Ostriches

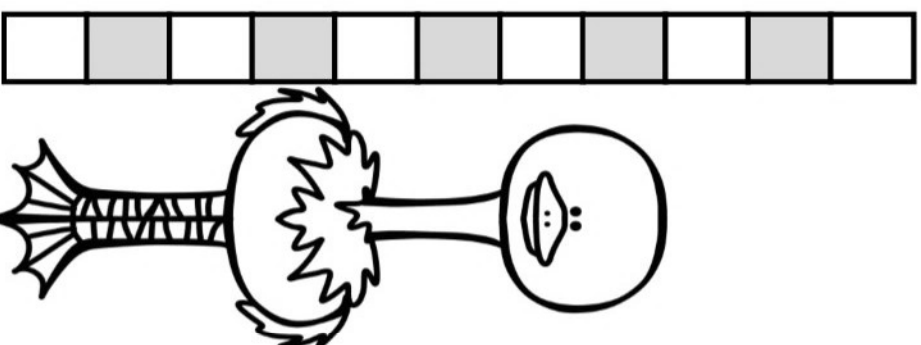
Write down how many blocks tall each ostrich is.




\_\_ blocks tall



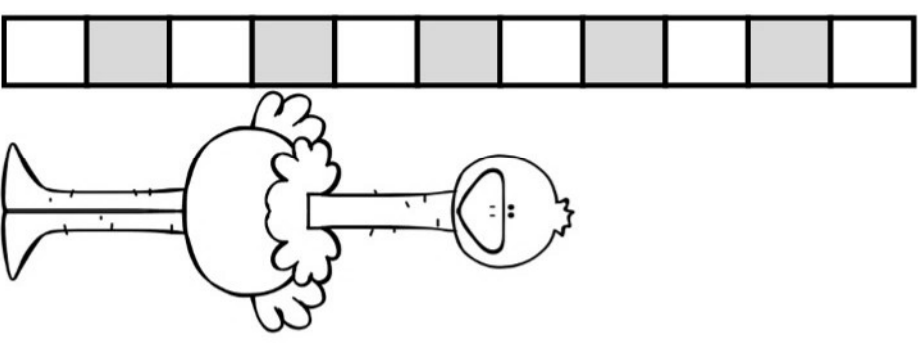
\_\_ blocks tall



\_\_ blocks tall



\_\_ blocks tall

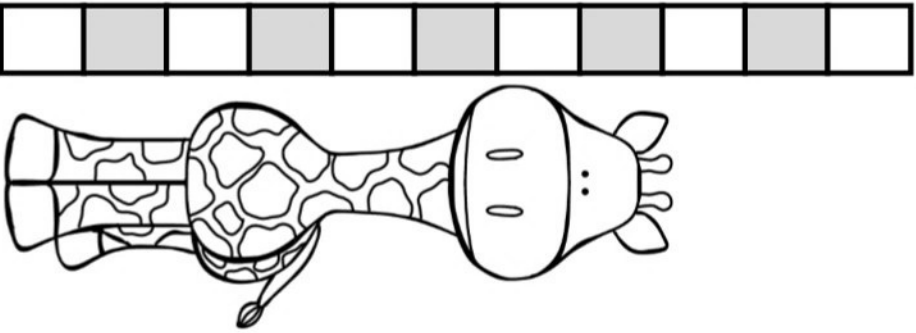


\_\_ blocks tall

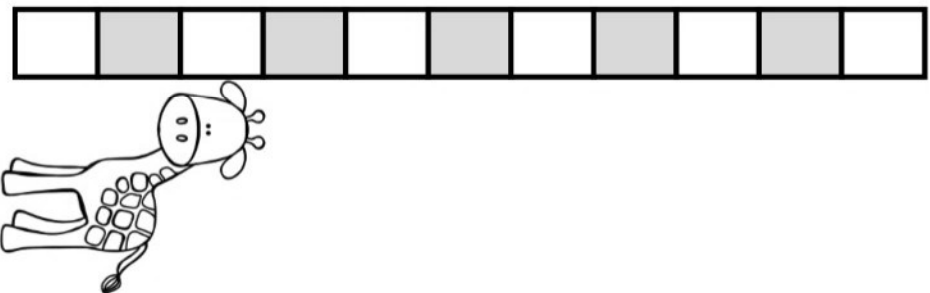


# Measure the Giraffes

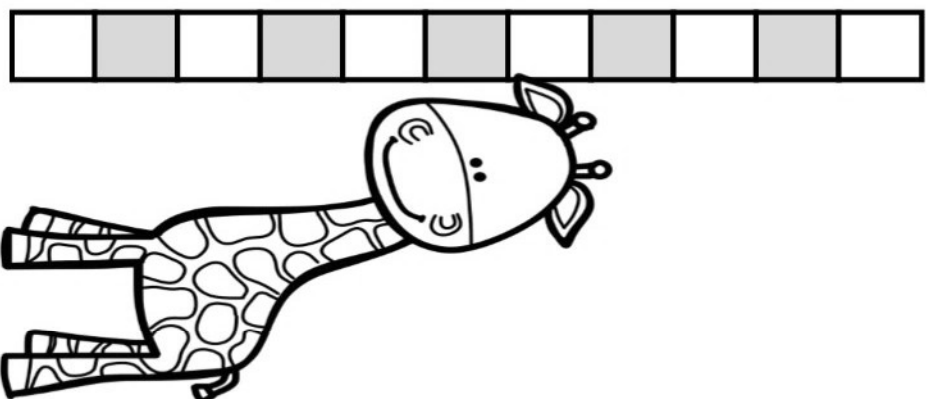
Write down how many blocks tall each giraffe is.



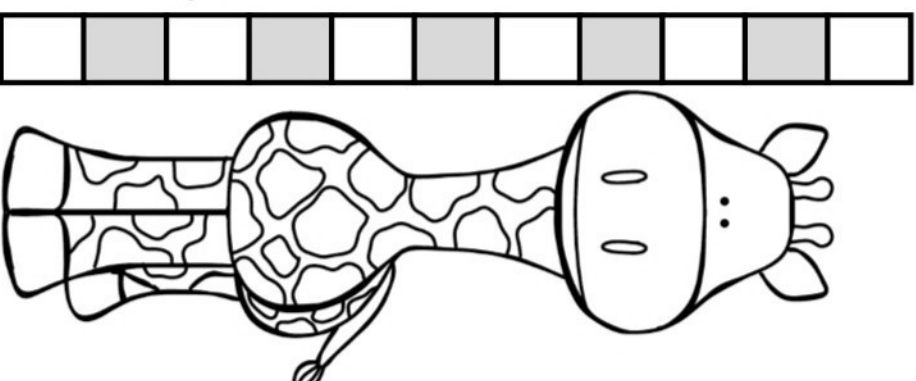
\_\_ blocks tall



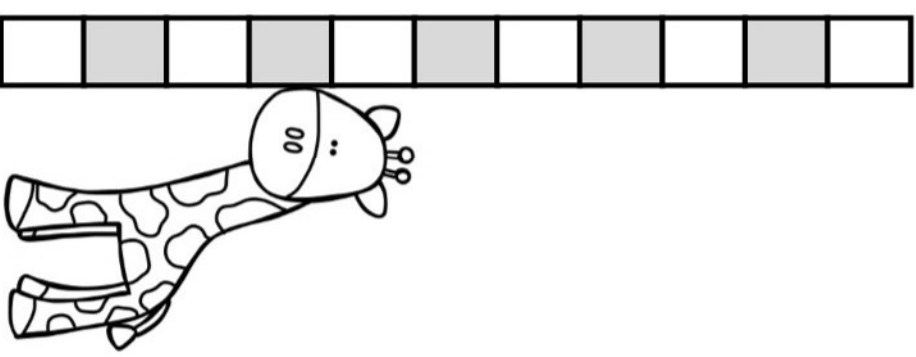
\_\_ blocks tall



\_\_ blocks tall




\_\_ blocks tall



\_\_ blocks tall

# Measure the Lines

Cut out the pencil strip and measure the lines, write down how many pencils long each line is.



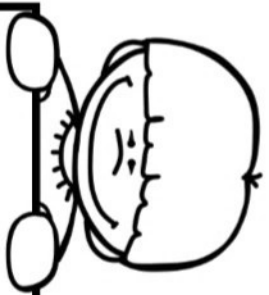
= \_\_ pencils long




= \_\_ pencils long



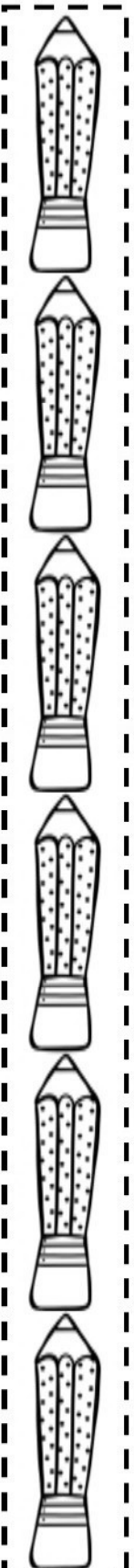
= \_\_ pencils long



= \_\_ pencils long



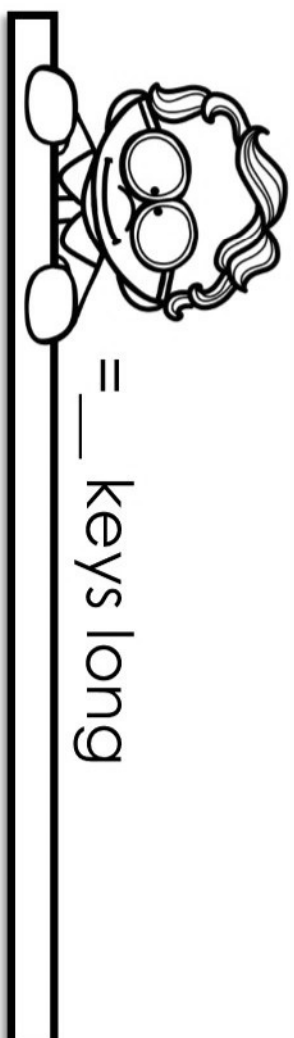
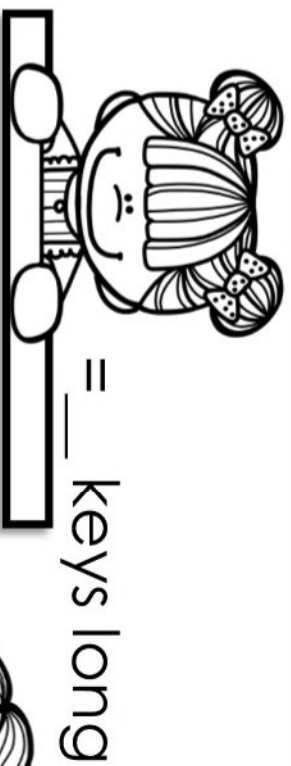
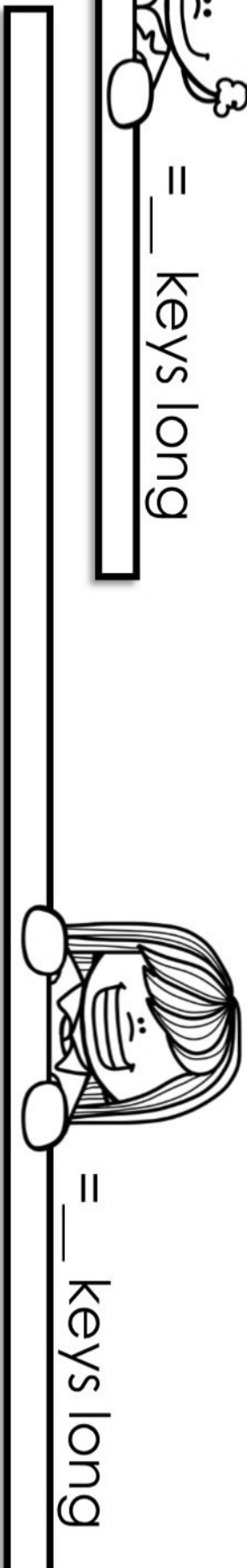
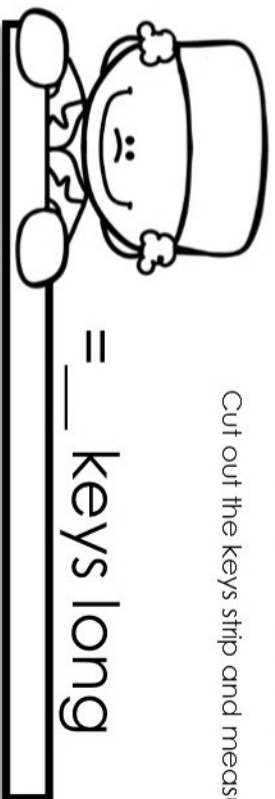


= \_\_ pencils long



# Measure the Lines

Cut out the keys strip and measure the lines, write down how many keys long each line is.



# Measure the Lines


Cut out the logs strip and measure the lines, write down how many logs long each line is.



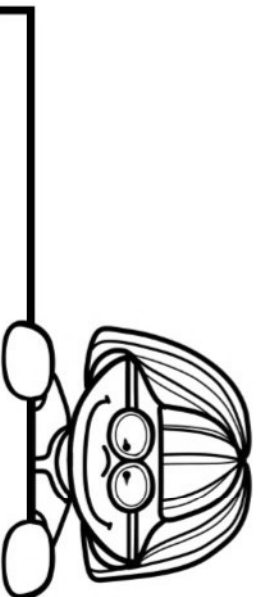
= \_\_ logs long




= \_\_ logs long



= \_\_ logs long



= \_\_ logs long

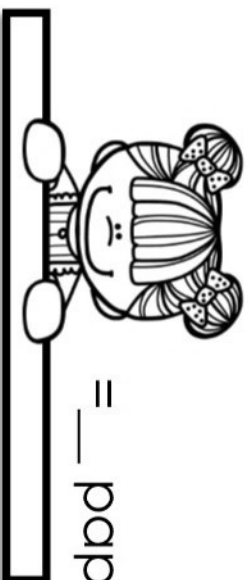


= \_\_ logs long



# Measure the Lines


Either cut out the paper clip strip or use real paperclips to measure the lines, write down how many paper clips long each line is.



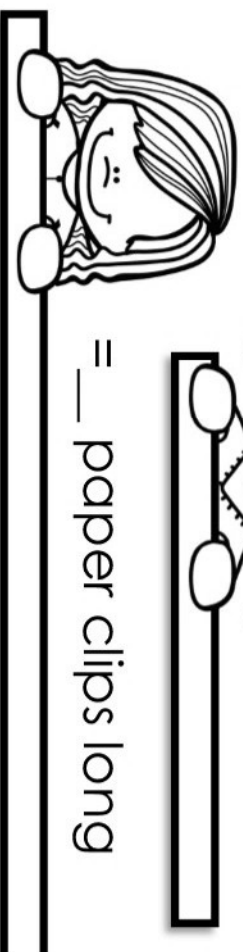
= \_\_ paper clips long



= \_\_ paper clips long



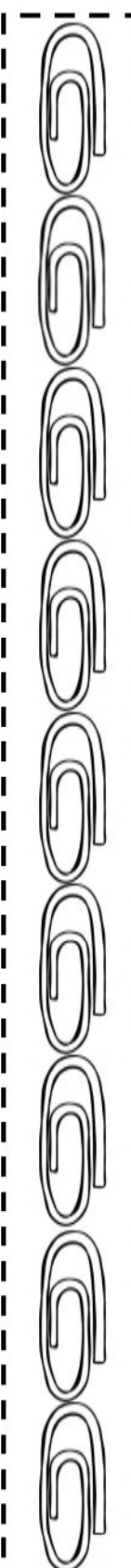
= \_\_ paper clips long



= \_\_ paper clips long



= \_\_ paper clips long



# Measure the Room

Choose a measuring tool, then choose some objects to measure with that tool.

Write down your estimated length of each object, measure it, then write down the actual length.

Measurement Tool = \_\_\_\_\_

Object	Estimation	Actual





# Thank you for purchasing my product!

Leave feedback to receive TPT credits on your next purchases.

If you have any questions or concerns about my product please leave a note on the "ask a question" tab in my store.

## Other products you may like



## My store!

Follow my store for updates and freebies

<http://www.teacherspayteachers.com/Store/Olivia-Walker>

## Personal Use

My worksheets can be used in your personal teaching, lessons or resources. It cannot be on-sold / not for resale.

## Clip Art

Some clipart was created myself, but most was thanks to!

