



Olivia Walker

Presents

# Metric Measurement

**Length**

### How Long?

Measure the cooking tools below and write down how long they are.

cm

cm

cm

### Measure a Friend

Find a friend and write down the measurements stated below.

<b>How Tall?</b>  <input type="text"/> m	<b>Arm Length</b>  <input type="text"/> cm	<b>Leg Length</b>  <input type="text"/> cm
<b>Foot Length</b>  <input type="text"/> cm	<b>Hand Span</b>  <input type="text"/> cm	<b>Around the Head</b>  <input type="text"/> cm

### The Correct Unit

Now, cut out the units you would use to measure and stick them below.

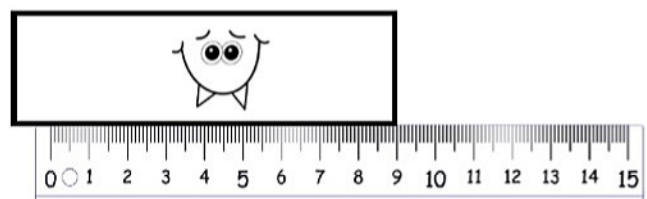
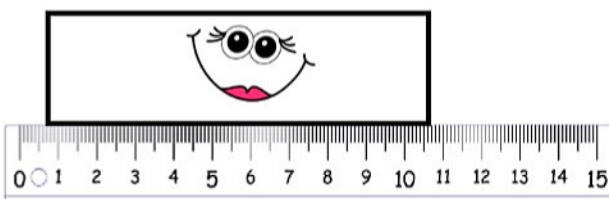

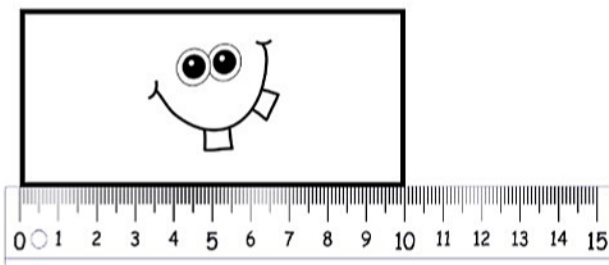
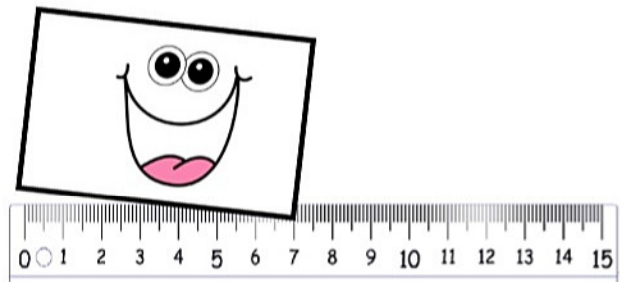
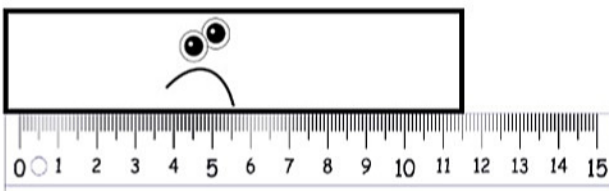
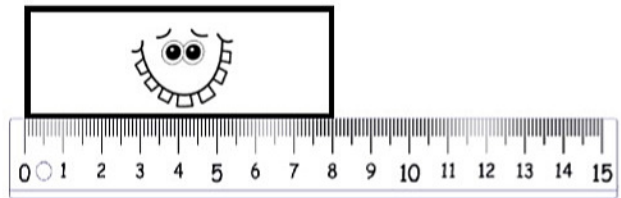
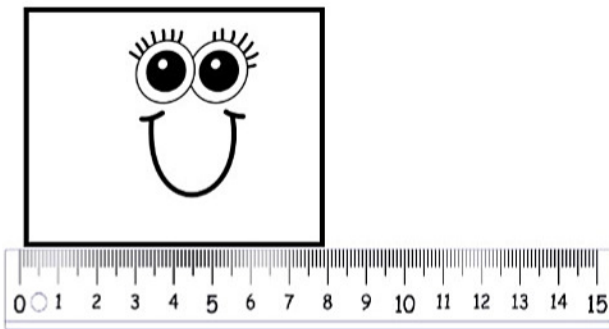
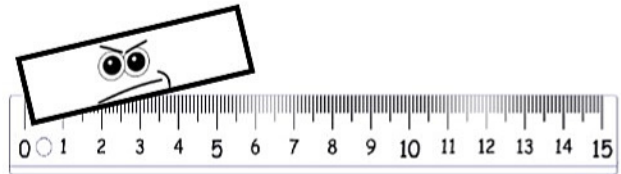
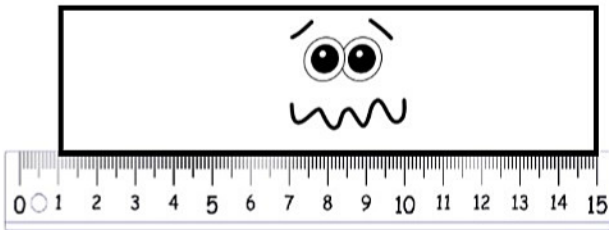
 <input type="text"/>	 <input type="text"/>
 <input type="text"/>	 <input type="text"/>
 <input type="text"/>	 <input type="text"/>

cm cm cm cm cm  
m m m m m



# How to Measure

Color in the rectangles that have been measured correctly.



# How Long?

Measure the vegetables below and write down how long they are.




\_\_ cm




\_\_ cm




\_\_ cm



\_\_ cm



\_\_ cm




# How Long?

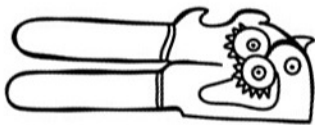
Measure the cooking tools below and write down how long they are.




\_\_ cm





\_\_ cm




\_\_ cm



\_\_ cm



\_\_ cm



# Drawing Snakes

Draw snakes the length stated below.



4 cm

0 1 2 3 4 5 6 7 8 9 10 11 12 13 14 15

9 cm

0 1 2 3 4 5 6 7 8 9 10 11 12 13 14 15

13 cm

0 1 2 3 4 5 6 7 8 9 10 11 12 13 14 15

5 cm







0 1 2 3 4 5 6 7 8 9 10 11 12 13 14 15

11 cm

0 1 2 3 4 5 6 7 8 9 10 11 12 13 14 15

# How tall are we?

Measure the family members using a ruler and write how tall they are below.



# Measure a friend


Find a friend and write down the measurements stated below.

How Tall?



\_\_\_ cm

Arm Length



\_\_\_ cm

Leg Length



\_\_\_ cm

Foot Length




\_\_\_ cm

Hand Span



\_\_\_ cm

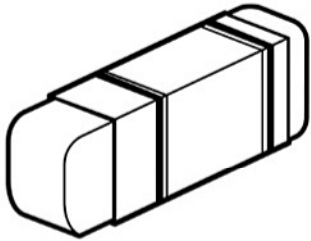
Around the Head



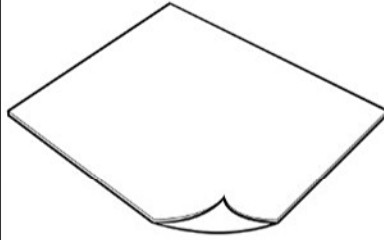
\_\_\_ cm

# Measure Classroom Objects


Use a ruler to measure the classroom objects below.



\_\_\_ cm



\_\_\_ cm




\_\_\_ cm



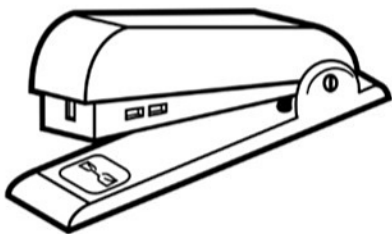
\_\_\_ cm




\_\_\_ cm



\_\_\_ cm



\_\_\_ cm



\_\_\_ cm

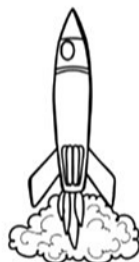


\_\_\_ cm



# Choose the Correct Unit

Look at the pictures below, cut out the units you would use to measure them and stick them below.



Olivia Walker Worksheets © 2016

cm

cm

cm

cm

cm

m

m

m

m

m

# Measurement Search

Color in all the pictures you would measure in

**mm** = green, **cm** = blue, **m** = red




# Measure the classroom.

Read and measure the distances below.

From where I sit to the teachers desk.

\_\_ m



The longest side of the classroom

\_\_ m

From the whiteboard to the door.

\_\_ m

From the clock to the whiteboard.

\_\_ m

From the teachers desk to the door.

\_\_ m

From the largest window to the door.

\_\_ m


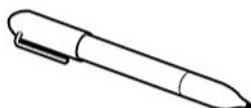
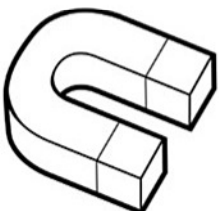
From where I sit to where \_\_\_\_\_ sits

\_\_ m

# Estimate and Measure!

Choose seven things to measure e.g. how many cm long is your table, how long is your reading book.

Object	Estimation	Actual



# How tall are my classmates.

Choose 8 classmates to measure. Write down their name and heights.

Name: _____ Height: _____	Name: _____ Height: _____
Name: _____ Height: _____	Name: _____ Height: _____
Name: _____ Height: _____	Name: _____ Height: _____
Name: _____ Height: _____	Name: _____ Height: _____

Order your classmates from tallest to smallest



	Name	Height
1		
2		
3		
4		
5		
6		
7		
8		

# Thank you for purchasing my product!

Leave feedback to receive TPT credits on your next purchases.

If you have any questions or concerns about my product please leave a note on the "ask a question" tab in my store.

## Other products you may like



## My store!

Follow my store for updates and freebies

<http://www.teacherspayteachers.com/Store/Olivia-Walker>

## Personal Use

My worksheets can be used in your personal teaching, lessons or resources. It cannot be on-sold / not for resale.

## Clip Art

Some clipart was created myself, but most was thanks to!

