


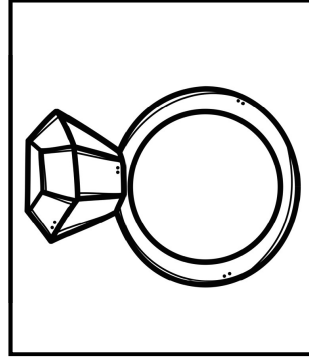

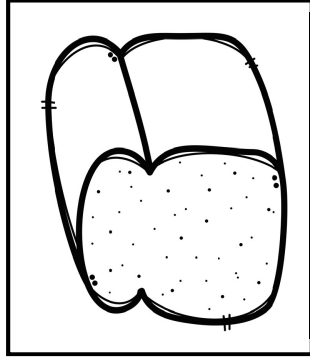

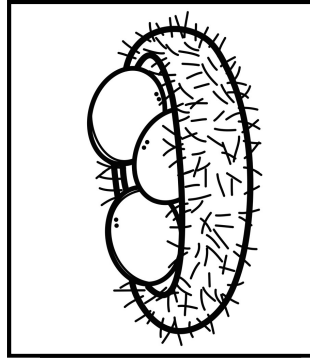






Prénom : \_\_\_\_\_

# LES MOTS QUI RIMENT




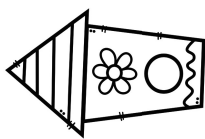

















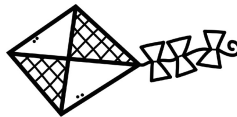







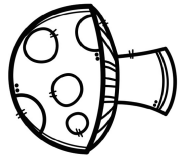



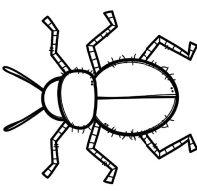



Découpe les images à droite. Colle chaque image à côté de son partenaire qui rime.



# Compte et colorie

Prénom : \_\_\_\_\_

Dis le mot et compte les syllabes. Colorie ou tamponne la même quantité de cercles.



Prénom : \_\_\_\_\_

Découpe les lettres. Colle chaque lettre dans la bonne colonne.



Bb

Dd

Hh

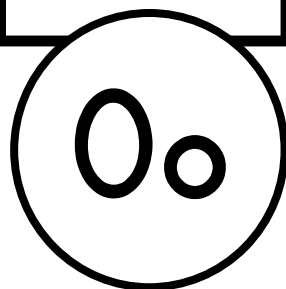

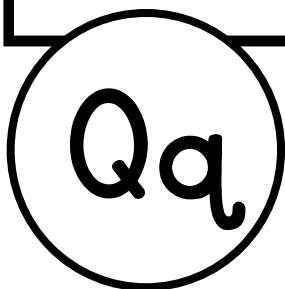
(c) Maternelle avec Mme Andrea 2016

B	D
h	d
b	H
h	D
H	h
b	d
B	b
d	




Prénom : \_\_\_\_\_

Découpe les lettres. Colle chaque lettre dans la bonne colonne.

(c) Maternelle avec Mme Andrea 2016

o	g
Q	g
O	q
o	g
o	Q
q	g
O	G
Q	




Note: for the following pages, students will need a paperclip and a pencil to create a spinner.


They will just place the paperclip in the center of the spinner on the page, and then hold it in place with the tip of the pencil. They will then be able to spin the paperclip.

When the paperclip lands on a letter, students will colour/stamp/cover/mark ONE corresponding letter of the opposite "case" on the sheet.

Repeat until all letters are covered!

Here is an example (from another resource):





# TOURNE, TROUVE et taponne!

Prénom: \_\_\_\_\_

## alphabet


M F C X R X F C

F C X M R C M

C M F R X R

R R C M F

X F M R X



# Tourne, trouve et tamponne!


Prénom: \_\_\_\_\_

## nombre




A collection of circular icons for a matching game. The icons include:

- Two dice showing various faces (1, 2, 3, 4, 5, 6).
- Two hands showing different finger counts (1, 2, 3, 4, 5).
- Two ten-frames with various numbers of flowers (1, 2, 3, 4, 5, 6, 7, 8).
- Large numbers: 2, 3, 4, 5, 6, 7.



# Colorie le papillon selon le code.



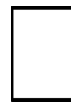
brun



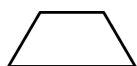
rouge



bleu



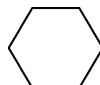
noir



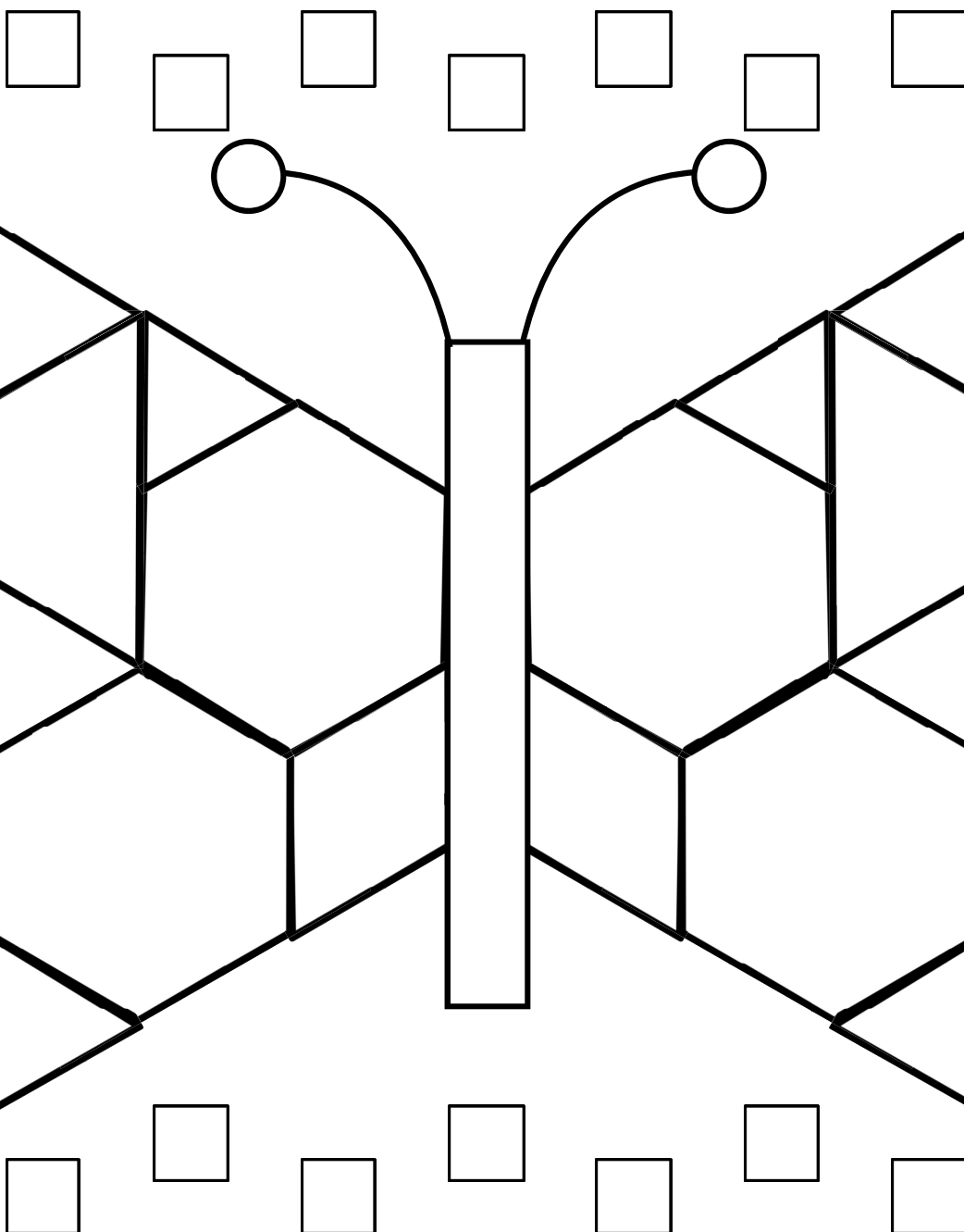
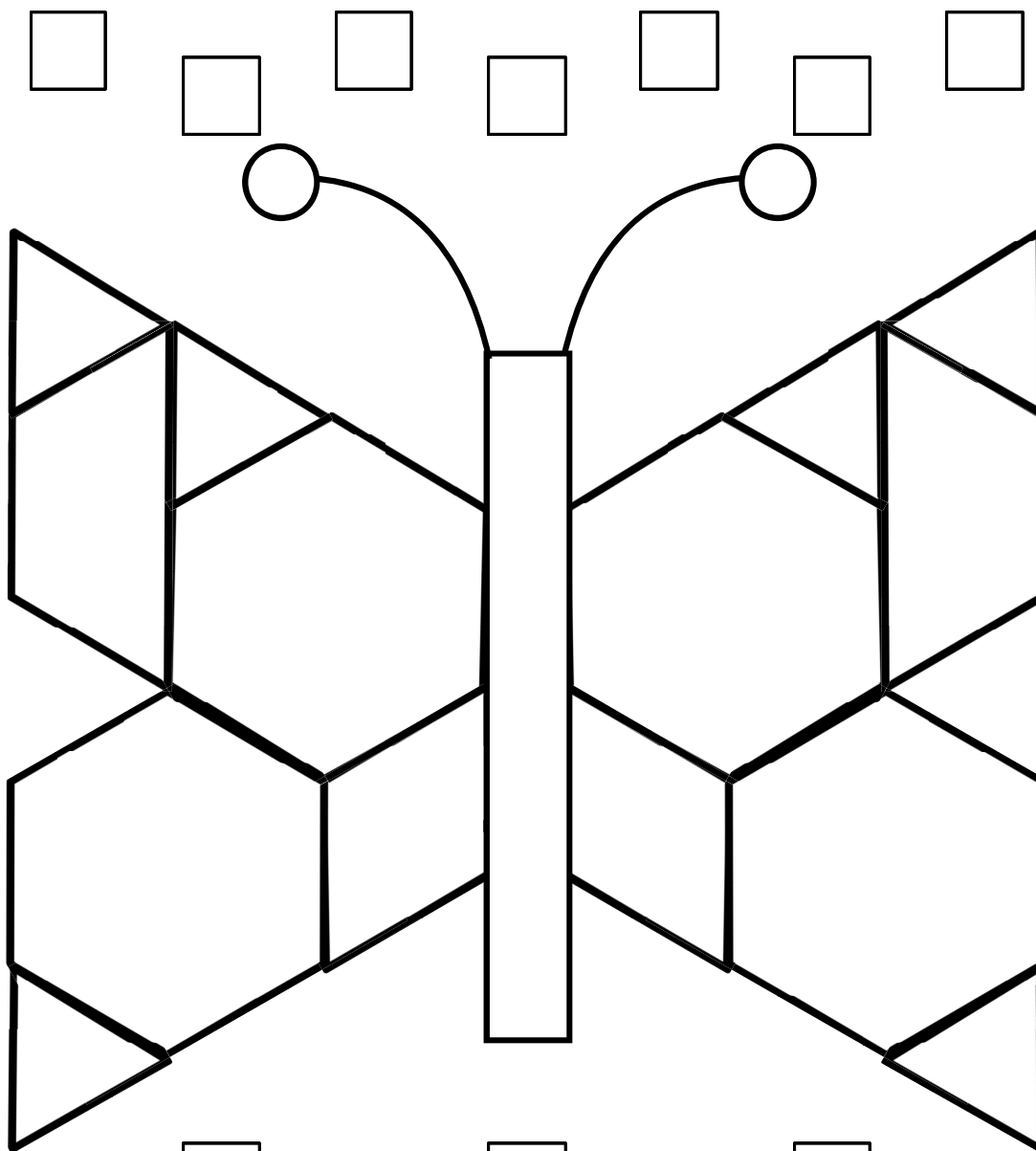
violet



vert



orange





Écris les chiffres qui manquent.

1	2		4	5	
---	---	--	---	---	--

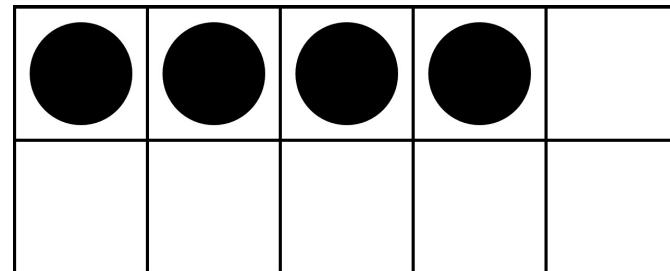


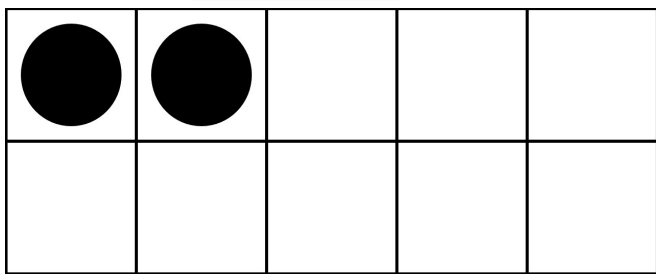
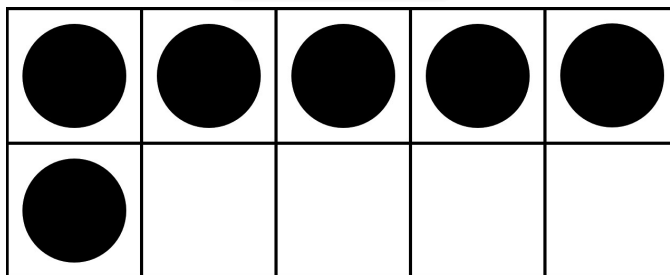



4	5	6		8	
---	---	---	--	---	--

2		4			7
---	--	---	--	--	---

5			8	9	
---	--	--	---	---	--

	4	5	6	7	
--	---	---	---	---	--

Compte et écris combien de points qu'il y a dans chaque grille de 10.



Prénom: \_\_\_\_\_

# Colorie par nombre



1 - brun

2 - vert

3 - bleu

4 - orange

5 - noir

6 - gris