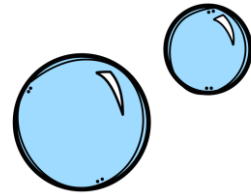

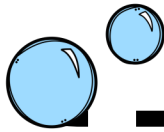




Activities for the
book:

A house for the
Hermit Crab!




By Neha Chopra




What would you like to decorate
Your shell with?



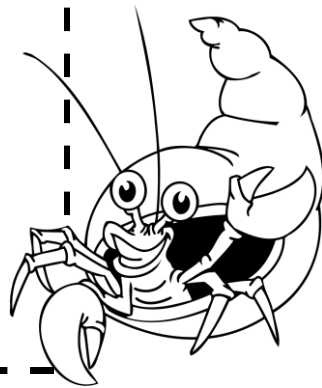
A large dashed-line shape, resembling a rounded rectangle, intended for drawing or writing.








The Hermit Crab!

Retell the story in your own words.





Cut the pictures apart!





Let's make a sentence

Read the sentence:

The hermit crab lives in a shell.

Unscramble the words below and put them in the correct order.




Illustrate:

Cut:

Hermit	crab	shell.	The	in	lives	a
--------	------	--------	-----	----	-------	---

Cut the words and the pictures.
Let children read the words and
find the matching pictures.





Lantern fish



sea Anemone



Star fish




Corals




Snail



PEBBLES






Star Urchin




Hermit Crab

Let's spell!



Let's spell!



Dear Friends,
Thank you for purchasing the Hermit Crab pack.
In this pack you will find:
Retelling Cards
Unscramble the words sheet
Creative writing sheet: "What would you like to decorate your shell
with?"
Vocabulary/Word wall cards
Spelling sheets

If you liked this product, please leave a comment on my TPT
store. If you have a query or require
something customized for yourself, you can reach
me at nc70277@gmail.com
Hope you find the printables useful.

Border by <http://www.teacherspayteachers.com/Store/Catherine-S>
<http://www.teacherspayteachers.com/Store/Krista-Wallden>
Clipart by Graphics factory.com
Krista Wallden
<https://www.teacherspayteachers.com/Store/Worksheetjunkie>



For more ideas visit my blog:
www.spoonfulsofkindergarten.blogspot.com